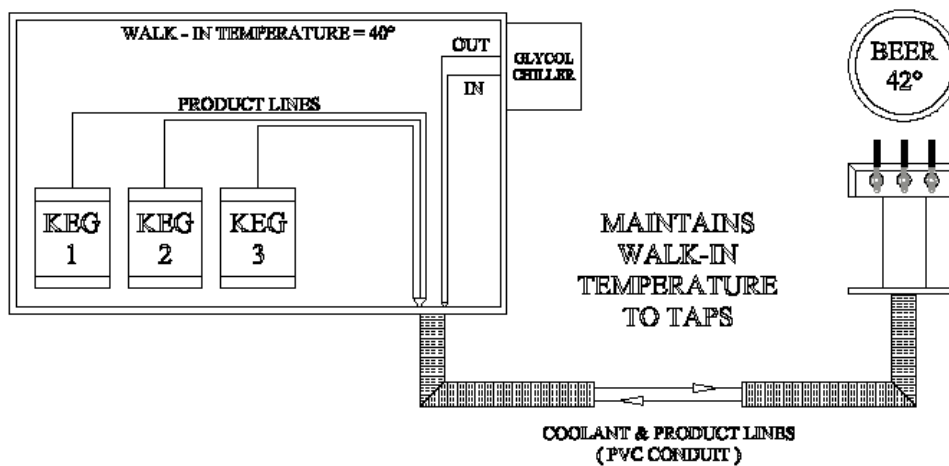


Beer System Comparison

WHY CHOOSE CHILL-RITE?

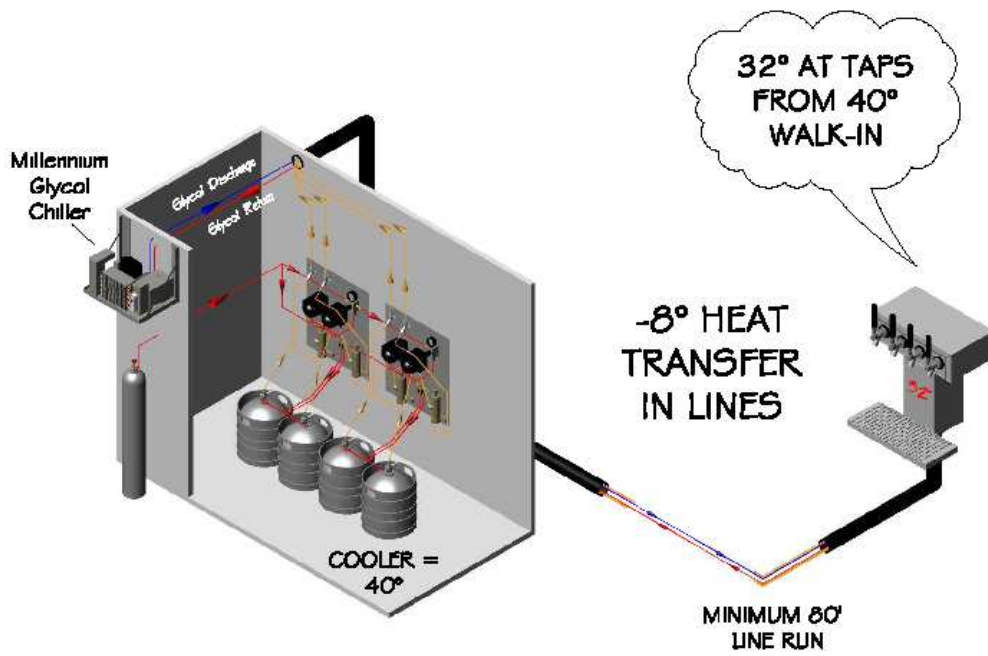
These diagrams compare a typical competitive system to the superior **Millennium** and **Chill-Rite 32 Systems**. The difference is in the design of the **Chill Rite Systems** that ensure 32 degree beverages under all conditions as indicated below.

COMPETITION'S SYSTEM (WARM KEG = WARM TAP TEMP = EXCESS FOAM & WASTE)



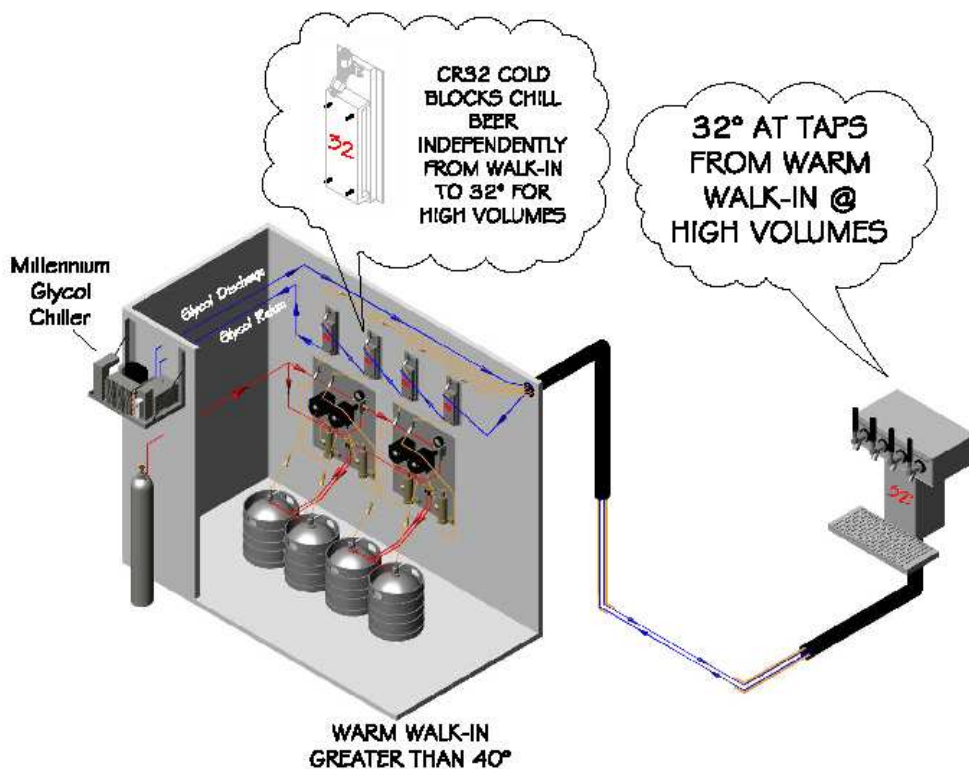
All competitive systems are dependent of the walk-in cooler temperature and usually experience a +2 degree rise in temperature by the time the beverage gets to the tap. In other words, if the walk-in cooler temperature is 40 degrees, the temperature of the beer at the tap will be 42 degrees.

CHILL-RITE MILLENNIUM SYSTEM (40° KEG = 32° TAP TEMP = NO FOAM / PERFECT BEER)



With the **Chill-Rite Millennium System**, the beer is cooled to 8 degrees below the walk-in cooler temperature. In this example the beer at the tap is maintained at 32 degrees (8 degrees below the walk-in cooler temperature of 40 degrees).

CHILL-RITE CR32 SYSTEM (WARM KEG = 32° TAP TEMP = NO FOAM, PERFECT BEER AT HIGH VOLUMES)



With the **Chill-Rite CR32 System**, the beer temperature is maintained at 32 degrees independent of the walk-in cooler temperature. In the above example, even though the walk-in cooler temperature has risen to 50 degrees, the temperature of the beer at the tap is still 32 degrees.